



Shinshiro City

Garbage from businesses (stores, restaurants, companies, etc.) must not be disposed of at your residential district's garbage disposal site or the Recyclable Materials Collection Center.

No.1

How to Separate Household Garbage and Recyclable Materials

Please utilize this handout along with the supplemental handouts: "How to Separate Household Garbage and Recyclables No.2" & "Garbage Collection Calendar". To anyone who doesn't know how to separate household waste, please contact Shinshiro City Hall's Environmental Department (23-7629), check the municipality's official website, or check the Garbage Separation App, "San-R" ("Three R's").

Incombustible Garbage

- ◆ Sort and take out your garbage to the collection site on the monthly collection day.
- ※ Small quantities (Up to one plastic basket) can be discarded at the local collection sites. For large quantities, check out the brochure "How to separate household garbage and recyclables No.2".
- ◆ Collection dates, times, and locations can be found on the collection calendars issued by your district of residence.
- ◆ If seeking to dispose large quantities of incombustible garbage, please take your items to the Oversized Garbage Collection Center by yourself. (A fee will be charged.)
- ◆ **Any waste from business activities (such as restaurants, shops, agricultural facilities) must not be disposed as incombustible garbage.**

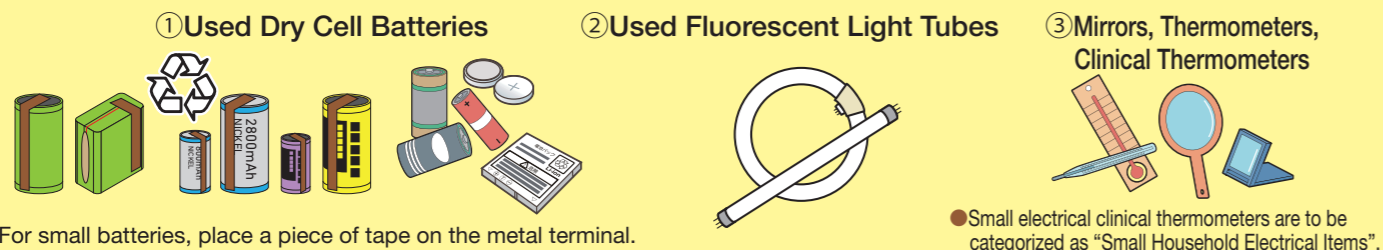
Landfill Garbage

- ◆ Non-recyclables and incombustible garbage is included in this category.
- ◆ The length should not exceed 30cm. Long and narrow items that have a diameter less than 5cm should not exceed 100cm.



Harmful Items

- ◆ Please place your items in the designated containers located at the Recyclable Materials Collection Center.
- ◆ Batteries and mirrors can be collected even if they are broken.



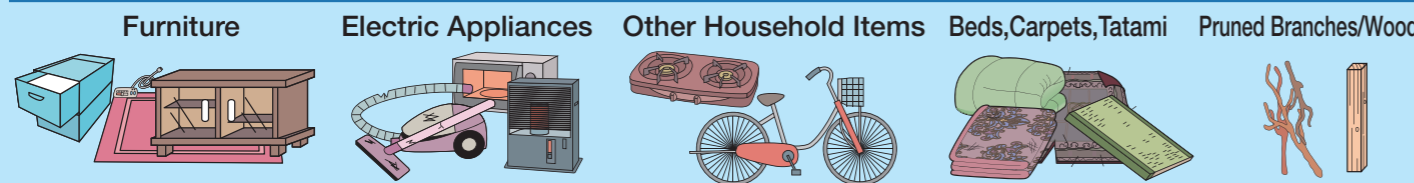
Oversized Garbage

- ◆ If bringing large quantities of garbage as a result of moving or renovations, apply in advance.
- ◆ **Any waste from business activities (such as restaurants, shops, agricultural facilities) must not be disposed as oversized garbage.**

Individual Disposition Large objects must be discarded after signing up for it at the Clean Centre.

Delivery schedule (closed on holidays) ※「●」The fourth Sunday of the month is open

| Place | Mon. | Tue. | Wed. | Thu. | Fri. | Sat. | Sun. | Open | Category | Fee |
|-------------------------------------|------|------|------|------|------|------|------|-----------------|-------------------------|---|
| Oversized Garbage Collection Center | × | ○ | ○ | ○ | × | × | ● | 9:00a.m-3:30p.m | Oversized/Incombustible | ¥ 800 yen per 100kg (400 yen per 50 kg or less) for a single car load |



For the door-to-door collection service

Please call the Environmental Dept. for the application (Japanese only) (23-7629). For more information regarding fee, please see the supplemental handout "How to Separate Household Garbage and Recyclables No.2".

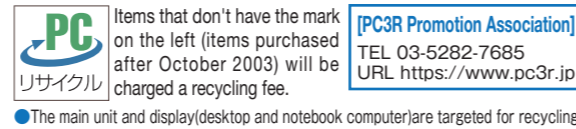
Items That Cannot Be Disposed at City-run Sites

The following items cannot be disposed at city-run sites. Please contact specialized agencies or stores to request for the disposal of these items.
 Hospital waste, gas cylinders, roof tiles, safes, concrete, fire extinguishers, tires, gypsum boards, agricultural chemicals (including containers), waste fluid, waste oil, personal computers, batteries, pianos, bricks, tiles, millstone, professional electronics, etc.
 ● If there are any items which you are unsure of the method of disposal, please contact the Environmental Dept.



Disposal procedure of personal computers

Request the collection to the manufacturers. please contact directly with each manufacturer. You can confirm who you should contact of each manufacturer at PC 3R Promotion Association.




Combustible Garbage

- ◆ You are required to put your garbage into the yellow bags designated by the city and take it to the collection site between dawn and 8:30AM on garbage collection days.
- ◆ Large items must be cut or made small enough to fit into the designated garbage bags (**approx. 30cm**)
- ※ The length should not exceed 30cm. Long and narrow items that have a diameter less than 5cm should not exceed 50cm.
- ◆ The designated garbage bags can be bought at supermarkets, convenience stores, drugstores, etc.
- ◆ If bringing large quantities of garbage as a result of moving or renovations, apply in advance.

Kitchen Garbage




Plastic Containers and Wrapping



Stained Paper and Sanitary Trash



Dry Leaves and Wood Waste

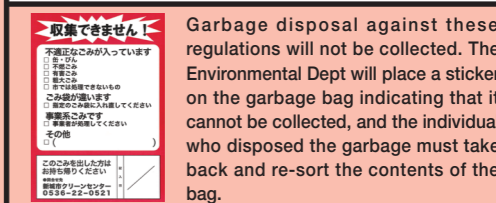


Clothing and Cloths



- Please pay attention to the length and thickness of this type of waste.
- Metallic parts (buttons, zippers, etc.) must be removed beforehand.

Garbage Disposal That Does Not Follow the Correct Disposal Procedure



Individual Disposition For oversized a large quantity of combustible garbage bring them to Clean Center by yourself.

Delivery schedule (closed on holidays) ※「△」Open 9:00a.m-12:00p.m on Saturday

| Place | Mon. | Tue. | Wed. | Thu. | Fri. | Sat. | Sun. | Open | Category | Fee |
|--------------|------|------|------|------|------|------|------|-----------------|-------------|---|
| Clean Center | ○ | ○ | ○ | ○ | ○ | △ | × | 9:00a.m-5:00p.m | Combustible | ¥ 800 yen per 100kg (400 yen per 50 kg or less) for a single car load |

- Beds, Carpets, Tatami
- Pruned branches, wood
- Only 12 tatamis can be disposed per week.
- Remove all metal parts, including zippers.
- Branches must be up to 180cm for disposal. Thickness up to 5cm.

3R

- 1 Reduce
- 2 Reuse
- 3 Recycle

Please follow steps 1, 2, 3. Sakurabuchi

For further information, please contact
Shinshiro City Environmental Dept.
 56 Toida, Hiyoshi, Shinshiro-city Clean Center
 TEL (0536) 23-7629 or 22-0521




Recyclable Materials

- ◆ Sort and take out your garbage to the collection site on the monthly collection day.
- ※ You can also take your garbage to "Recyclable Materials Collection Center" by yourself.
- ◆ Collection dates, times, and locations can be found on the collection calendars issued by your district of residence.
- ◆ Any waste from business activities (such as restaurants, shops, agricultural facilities) can be brought to "Recyclable Materials Collection Center" by yourself.

Paper (5 Categories)


- ◆ The vinyl part of envelopes, adhesive tape, cloth, and metal parts that are not made of paper must be removed beforehand.
- ◆ Use a string to bundle the items.
- ※ The strings will be recycled.

① Newspapers, Ads




- Separating newspapers and ads is not necessary.

② Magazines, Envelopes



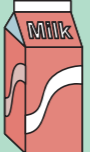
- Copy paper, envelopes, postcards are included in "Magazines, Envelopes" category.

③ Cardboard



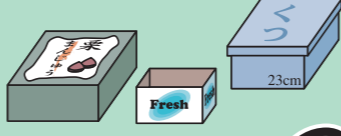
- Containers with aluminum coating on the inside should be put in the "combustible garbage" category.

④ Milk Cartons



- Containers with aluminum coating on the inside should be put in the "combustible garbage" category.

⑤ Paper Containers




- Items with this mark are included.


Metal Items (4 Categories)

- ◆ Cans must be completely emptied and rinsed.
- ◆ Metal items other than cans and small electrical appliances must be categorized as "Other Metal Items".
- ※ Collection boxes for "small household electrical appliances" are set up at both Horai and Tsukude branches.

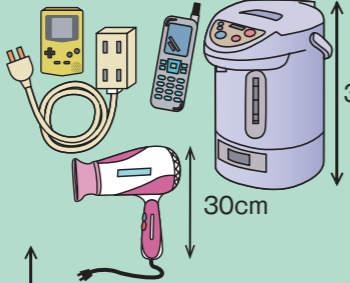
① Aluminum Cans



② Steel Cans



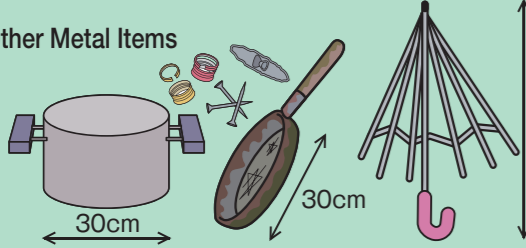
③ Small Household Electrical Appliances



- It is not necessary to break down the items.
- Do not cut any cords.
- Take out the battery if possible.
- Please keep the size of these items to 30cm or less.
- Items that require batteries or electrical cords are to be categorized as small household electrical appliances.

Dispose the cans without crushing them.

④ Other Metal Items



- Size Limitations
 - The length should not exceed 30cm.
 - Long and narrow items that have a diameter less than 5cm should not exceed 100cm.
- If possible, remove any cloth and plastic from these items.
- Tiny metal objects should be discarded inside metal boxes.

※ Less than 5cm in diameter.

Bottles (7 Categories)

- ◆ Bottles for food, drinks, and cosmetics can be collected.
- ◆ Remove all labels, take off caps, and rinse the inside beforehand.
- ※ Badly stained bottles, cracked bottles, and bottles made of heat resistant glass are not recyclable. Dispose these items in the "Landfill Garbage" category.

① Large Bottles (brown and green)

- liquor, soy sauce, etc.

② Beer Bottles

- Broken bottles must be sorted as landfill garbage.
- Bring them to stores that accept used bottles.

③ Transparent Bottles

④ Brown Bottles

⑤ Green Bottles

⑥ Black Bottles

⑦ Other types of bottles

- Distinguish milk-white bottles from ceramics.

Landfill Garbage




Broken bottles, stained bottles, bottles made of heat resistant glass

Plastic Containers (2 Categories)

- ◆ Rinse off all stains completely.
- ◆ Stained bottles and trays cannot be reused. (Put all stained items with the "Combustible Garbage" category.)

① PET Bottles



- Beverages, alcohol, soy sauce, and non-oil dressing containers bear this mark. Blue or green bottles are included.
- How to dispose PET bottles
 - Remove the label and cap. (The label is categorized as "Combustible Garbage", and the cap is categorized as "Hard Plastic".)
 - Rinse inside.
 - Crush the bottle.

② White Styrene Foam Trays




- Colored or patterned trays, styrofoam trays, cup noodle containers, and natto containers are categorized as "Combustible Garbage".

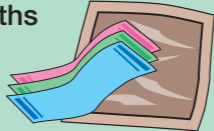
Clothing and Cloths

- ◆ Wet clothes may not be able to be reused, so do not dispose it on rainy days.
- ◆ Only clean clothes can be collected. You can dispose items with buttons and zippers attached.

Clothing



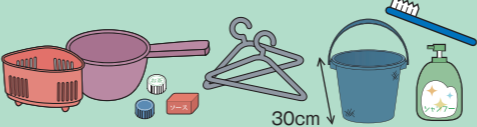
Cloths



- Clothes made from cotton and synthetic fibers (polyesters, rayon, and synthetic leather, etc.) can be collected. However, dirty clothes, clothes with a foul smell, and ragged clothes cannot be collected.
- If seeking to dispose clothes in large quantities, please take your items to the "Recyclable Materials Collection Center". (No fee is required.)

Hard Plastic

- ◆ Solid plastic items that cannot be broken down by hand are included in this category.
- ◆ Items less than 30cm are included in this category.
- ※ If the majority of the garbage is not plastic, it should be placed with "Other Metal Items" or "Landfill Garbage" category.



- Remove any attached parts other than plastic (metals and rubber) and stains. However, if removing the stains proves to be difficult, then dispose as is.
- If the majority of the garbage is not plastic, it should be put in the "Other Metal Items" or "Landfill Garbage" category. For example, hangers made mostly from metal should be placed with "Other Metal Items" and potted plants/planters should be placed with "Landfill Garbage".
- Containers for detergent should be rinsed in advance.


Individual Disposition Bring the trash separated beforehand.

Delivery schedule (closed on holidays) ※「△」Open 9:00a.m-12:00p.m on Saturday

| Place | Mon. | Tue. | Wed. | Thu. | Fri. | Sat. | Sun. | Open | Category | Fee |
|----------------------------|------|------|------|------|------|------|------|-----------------|----------------------|------|
| Resource Collection Center | ○ | ○ | ○ | ○ | ○ | △ | × | 9:00a.m-5:00p.m | Recyclable Materials | free |

Cooking Oil

- ◆ Vegetable oils such as rapeseed oil, olive oil, and sesame oil can be collected.
- ◆ Put the oil inside a plastic bottle and take it to any of the stores that have collection boxes.



- How to Dispose Cooking Oil
 - Let the used oil cool down, and remove any food particles.
 - Use a funnel and place the oil in a PET bottle, and then place a cap on it.

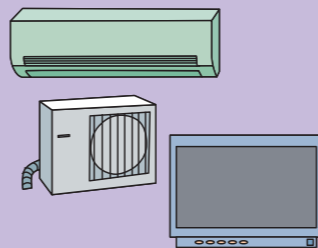
Stores with Collection Boxes

| | |
|-------------------------|-----------------|
| A-COOP Shinshiro | Valor Shinshiro |
| A-COOP Tsukude | PIAGO Shinshiro |
| Cocokara Fine Nagashino | |

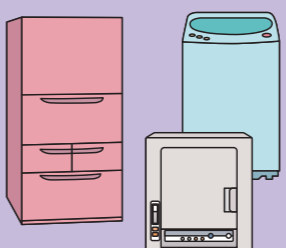
Disposing Items Subject to the Home Appliance Recycling Law

The following items must be recycled by their manufacturers in compliance with the Home Appliance Recycling Law. Disposing these items requires purchasing an Electrical Appliance Recycling Ticket.

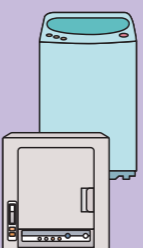
Air conditioners, Outdoor AC units, TV sets



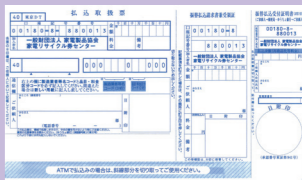
Refrigerators, Freezers (includes warm/cold storage boxes)



Washing machines, Clothes dryers



- ◆ Disposal Procedure (Please choose 1 out of the following 3 options.)
 - Contact retail stores and request for the collection of items. If making replacement purchases, please make sure to do this.
 - Take your household appliances to the producer's trading centre. For more information, check out the brochure "How to separate household garbage and recyclables No.2". Electrical Appliance Recycling Tickets are required.
 - Contact the Environmental Department and request for a door-to-door collection service or bring your items to the collection sites by yourself. "Electrical Appliance Recycling Tickets" and "Oversized Garbage Disposal Tickets" are required.
- ※ It is not necessary to break down your items.
- Electrical Appliance Recycling Tickets
 - These tickets can be purchased at the post office. To find out about recycling fees, refer to the supplemental handout, "How to Separate Household Garbage and Recyclables No.2".
- Oversized Garbage Disposal Tickets
 - These tickets can be purchased at designated spots in Shinshiro. To find out more about the price of these tickets, refer to the supplemental handout, "How to Separate Household Garbage and Recyclables No.2".



Electrical Appliance Recycling Ticket